













Attendance Boundary for 2018-2019



LEGEND

1 inch equals 0.1 miles

SAISD Facilities			Route Features	Natural Features					
	Administrative		Primary PK/K-5/6		PK/K-8 School		Streets		Rivers & Creeks
	Closed - Pending Reuse		High School		Special Program		Railroad Tracks		Water Bodies
	Early Childhood EC		Middle School						